

## The EPIC Edge

delivers online learning

EPIC is an online platform that provides a simple way to deliver Inscape's most advanced learning instruments via the Internet. From added features to an enhanced narrative style, the "EPIC Edge" gives you advantages even Inscape's paper instruments can't offer.

All eight of our Core Collection profiles are available on paper and online through EPIC. Look for the "EPIC Edge" logo for a brief description of the features and benefits you can only get through EPIC.

# Core Collection




## DiSC® Classic

DiSC® Classic, Inscape's flagship DiSC instrument, is used to help people value differences, deal more effectively with conflict, and improve performance.



### The EPIC Edge:

Personalized, expanded narrative report provides friendly, balanced feedback. Additional supplemental reports for specific applications. Group and Facilitator reports available.



## DiSC® PPSS

DiSC PPSS helps individuals and teams improve their effectiveness in a wide range of business applications, including sales, management, and customer service.



### The EPIC Edge:

Offers additional reports for specific applications. Group and Facilitator reports available.




## DiSC® Indra

DiSC Indra®, available exclusively on EPIC, maps and measures the relationships of people, providing actionable insight into the dynamics of teams and other groups of people.



### The EPIC Edge:

Dyad and Group reports highlight areas of compatibility and incompatibility.




**TEAM DIMENSIONS PROFILE** helps identify individual strengths, builds team unity, and fosters innovation while reducing interpersonal conflict and decreasing project-cycle time.



### The EPIC Edge:

Provides additional details on each individual's preferred team role. Group report available.




**WORK EXPECTATIONS PROFILE** provides a framework to help employees and managers understand and discuss the “psychological contract” that affects job satisfaction and performance.



**The EPIC Edge:**

Added measurement of met and unmet expectations.  
Group report available.




**TIME MASTERY PROFILE**® helps individuals manage their time better, set priorities, and find greater balance by evaluating their effectiveness in 12 critical areas.



**The EPIC Edge:**

Measures both importance and skill in key areas.  
Facilitator report available.

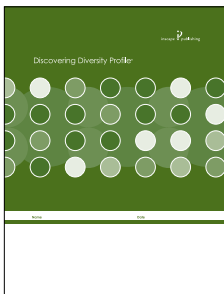


**PERSONAL LISTENING PROFILE**® helps people accept interpersonal differences and adopt behavioral strategies that foster considerate, collaborative, and effective relationships.



**The EPIC Edge:**

Personalized narrative report expands understanding of listening approaches. Facilitator report available.

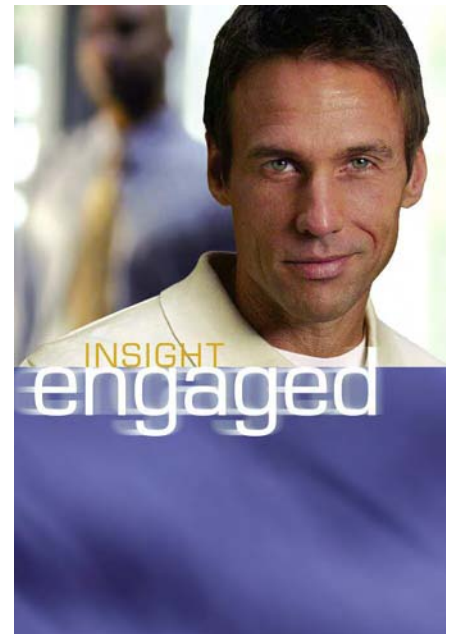


**DISCOVERING DIVERSITY PROFILE**® allows individuals to explore their own viewpoints on workforce diversity, and can help transform resistance into acceptance, cooperation, and respect.



**The EPIC Edge:**

Expanded action planning accelerates an improved understanding of diversity. Group report available.



**ABOUT INSCAPE PUBLISHING**

Inscape Publishing, the leading provider of instrument-based learning systems, pioneered the original DiSC learning instrument over three decades ago. Today, we continue to create innovative products and services that engage, inspire, and empower individuals and organizations. Available in 21 languages in more than 50 countries, Inscape’s learning resources have helped over 40 million people gain insight into their attitudes, behaviors, and potential in the workplace.



Kathy Bernard  
Enrichment Training Resources  
1023 E. Grissom Drive  
Palatine, IL 60074  
847.359.6401  
kbernard@enrichmenttraining.com  
www.enrichmenttraining.com